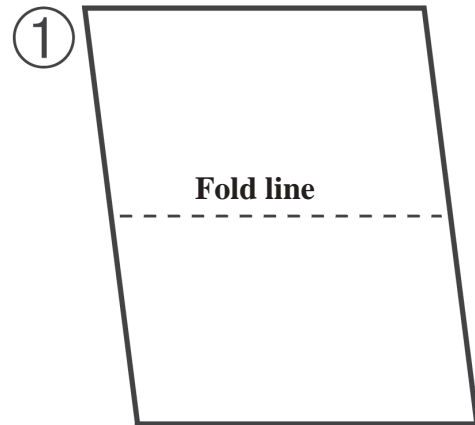


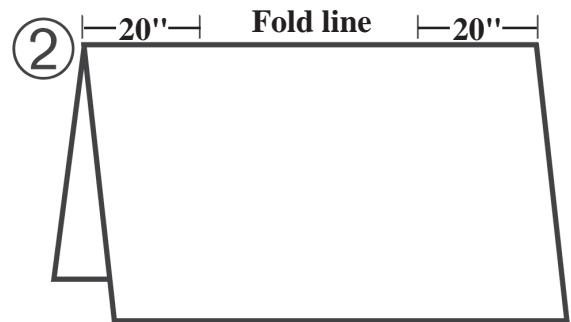
# SEW-IT YOURSELF PASSION BLANKET

---

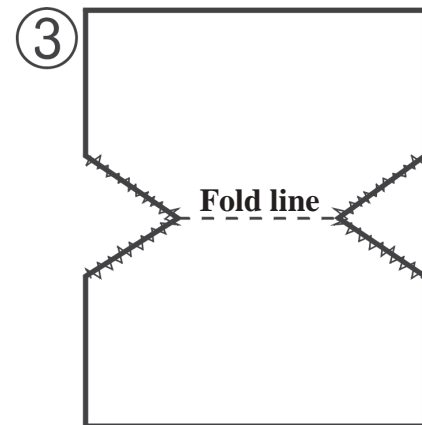
- ① Get a “Flat” twin sheet either a percale or flannel for better warmth and fold the sheet in half.



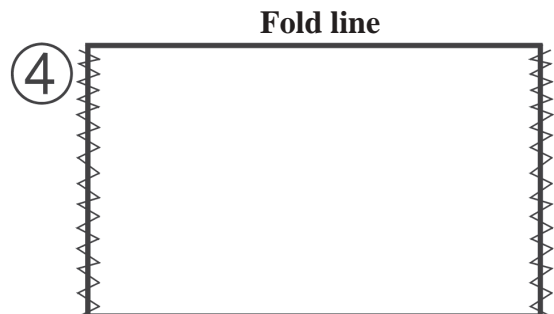
- ② On the folded edge measure and mark approximately 20" in from each outer end. Slit these two marked places towards the center



- ③ Stitch or serge the edges of these slits so it will not fray



- ④ Sew or hem down the outside edge of the sheet so it becomes like a pillow case



- ⑤ Turn the whole thing inside out. It slips over your heads like a two headed poncho.